

**CHUGACH ELECTRIC ASSOCIATION, INC.**  
**2007 Budget Review**  
**Chief Executive Office**

---

**Finance Committee Meeting**  
**July 25, 2007**

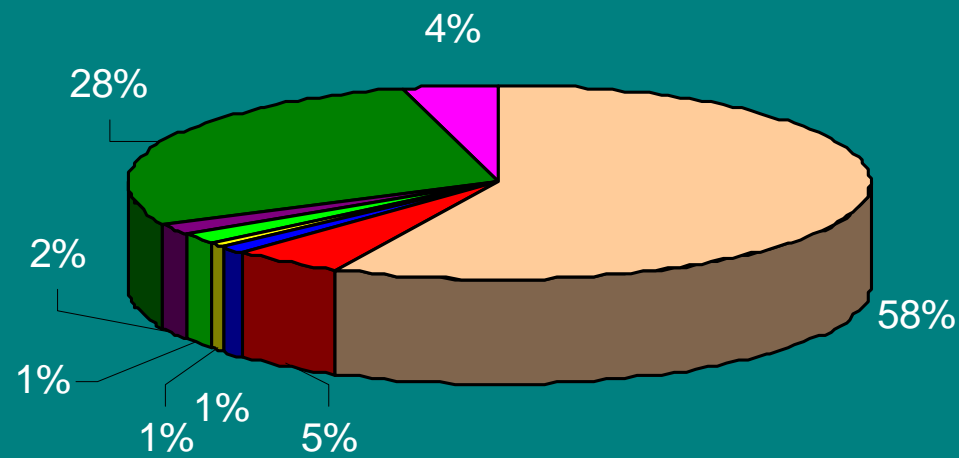
# Chief Executive Office

---

- ❖ Chief Executive Officer
- ❖ Board of Directors
- ❖ Chief of Staff
- ❖ General Counsel\*
- ❖ Human Resources
- ❖ Information Services\*
- ❖ Corporate Communications

\* The following budgets include reconciliations with the "2007 Operating Budget" presented to the Finance Committee on October 30, 2006

# Chief Executive Officer 2007 Operating & Capital Budget



- Labor
- Material & Supplies
- Transportation & Freight
- Corporate Dues
- Professional Services
- Other
- Travel & Education
- Allowable Contributions (BP 119)

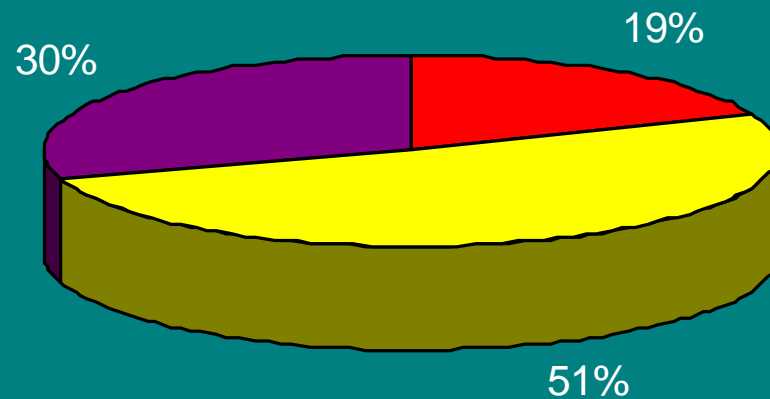
# Chief Executive Officer

|                                                | <u>2007<br/>Budget</u> | <u>2007 Unbundled Budget<br/>G&amp;T</u> | <u>2007 Unbundled Budget<br/>Dist</u> | <u>2006<br/>Revised Budget</u> | <u>2006<br/>Actuals</u> |
|------------------------------------------------|------------------------|------------------------------------------|---------------------------------------|--------------------------------|-------------------------|
| Labor ( 2 regular, 1 part-time )               | \$495,844              | \$240,038                                | \$255,806                             | \$432,420                      | \$426,788               |
| Labor Including Fringe Benefits ( 66K - 304K ) |                        |                                          |                                       |                                |                         |
| Professional Services                          | 45,000                 | 21,785                                   | 23,215                                | 45,000                         | 40,000                  |
| Material & Supplies                            | 9,000                  | 4,357                                    | 4,643                                 | 9,000                          | 5,933                   |
| Other                                          | 7,670                  | 3,682                                    | 3,988                                 | 7,670                          | 53,286                  |
| Transportation & Freight                       | 13,000                 | 6,293                                    | 6,707                                 | 13,000                         | 2,680                   |
| Travel & Education                             | 20,850                 | 10,093                                   | 10,757                                | 16,760                         | 14,167                  |
| Corporate Dues                                 | 241,817                | 116,072                                  | 125,745                               | 249,627                        | 274,614                 |
| Allowable Contributions (BP 119)               | <u>35,000</u>          | <u>16,800</u>                            | <u>18,200</u>                         | <u>35,000</u>                  | <u>27,190</u>           |
| Total                                          | \$868,181              | \$419,120                                | \$449,061                             | \$808,477                      | \$844,658               |

# Chief Executive Officer 2007 YTD Budget vs Actual

|                                         | <b>2007<br/>YTD Budget<br/>June-07</b> | <b>2007<br/>YTD Actuals<br/>June-07</b> |
|-----------------------------------------|----------------------------------------|-----------------------------------------|
| <b>Labor</b>                            | \$247,922                              | \$296,149                               |
| <b>Professional Services</b>            | 35,833                                 | 41,540                                  |
| <b>Materials &amp; Supplies</b>         | 4,500                                  | 736                                     |
| <b>Other</b>                            | 3,835                                  | 14,004                                  |
| <b>Transporation &amp; Freight</b>      | 6,500                                  | 11,965                                  |
| <b>Travel &amp; Education</b>           | 11,800                                 | 7,336                                   |
| <b>Corporate Dues</b>                   | 123,734                                | 125,172                                 |
| <b>Allowable Contributions (BP 119)</b> | 17,500                                 | 300                                     |
| <b>Total</b>                            | <b>\$451,624</b>                       | <b>\$497,202</b>                        |

# Board of Directors 2007 Operating & Capital Budget



■ Professional Services

■ Other

■ Travel & Education

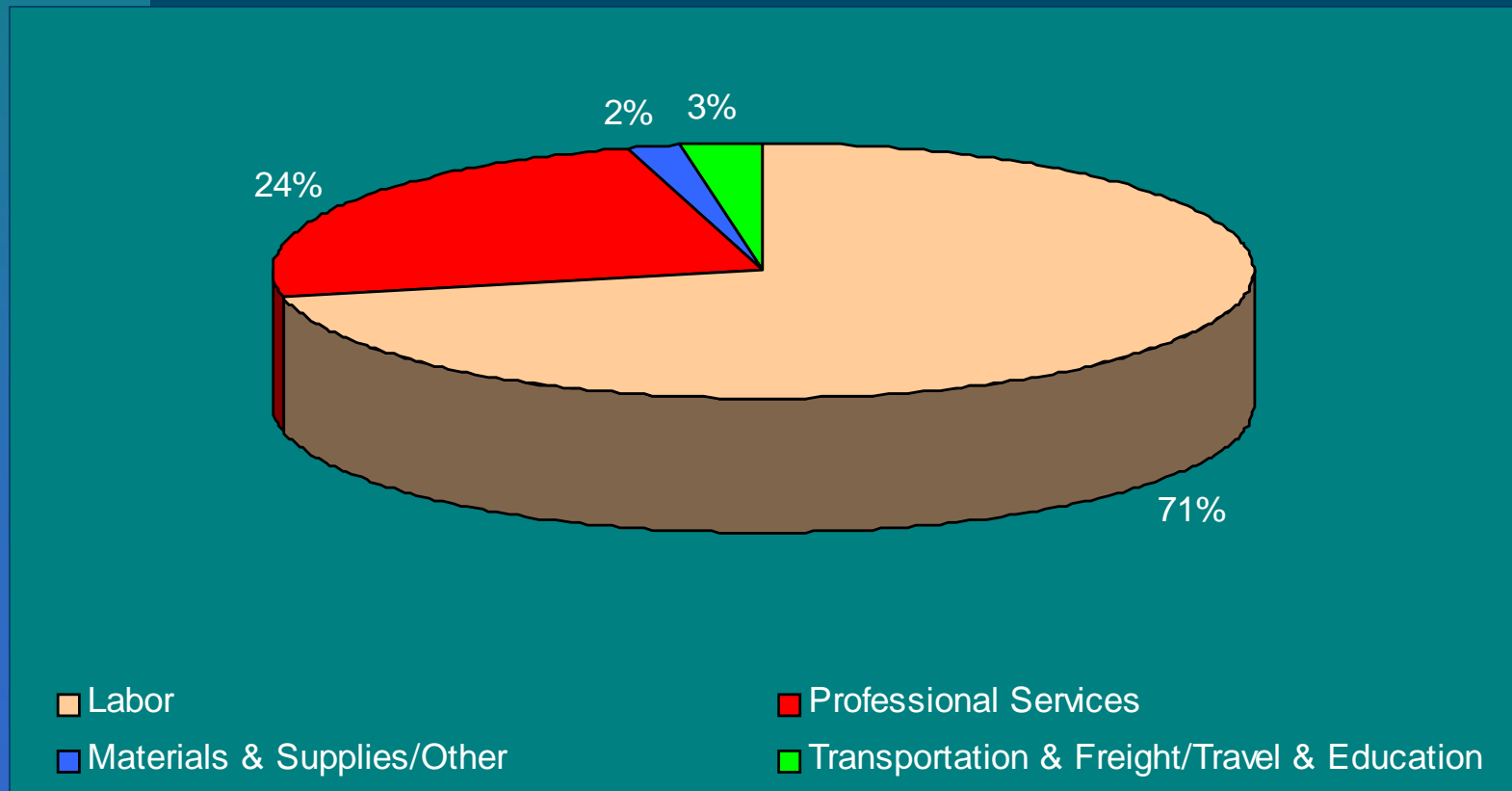
# Board of Directors

|                       | <u>2007<br/>Budget</u> | <u>2007 Unbundled Budget<br/>G&amp;T</u> | <u>2007 Unbundled Budget<br/>Dist</u> | <u>2006<br/>Revised Budget</u> | <u>2006<br/>Actuals</u> |
|-----------------------|------------------------|------------------------------------------|---------------------------------------|--------------------------------|-------------------------|
| Professional Services | \$45,000               | \$21,785                                 | \$23,215                              | \$45,000                       | \$98,200                |
| Other                 | 124,500                | 60,270                                   | 64,230                                | 124,500                        | 92,176                  |
| Travel & Education    | <u>72,000</u>          | <u>34,855</u>                            | <u>37,145</u>                         | <u>72,000</u>                  | <u>57,769</u>           |
| Total                 | \$241,500              | \$116,910                                | \$124,590                             | \$241,500                      | \$248,145               |

# Board of Directors 2007 YTD Budget vs Actual

|                               | <b>2007<br/>YTD Budget<br/>June-07</b> | <b>2007<br/>YTD Actuals<br/>June-07</b> |
|-------------------------------|----------------------------------------|-----------------------------------------|
| <b>Professional Services</b>  | \$22,500                               | \$30,755                                |
| <b>Other</b>                  | 62,250                                 | 49,378                                  |
| <b>Travel &amp; Education</b> | 36,000                                 | 28,423                                  |
| <b>Total</b>                  | <b>\$120,750</b>                       | <b>\$108,556</b>                        |

# Chief of Staff 2007 Operating & Capital Budget



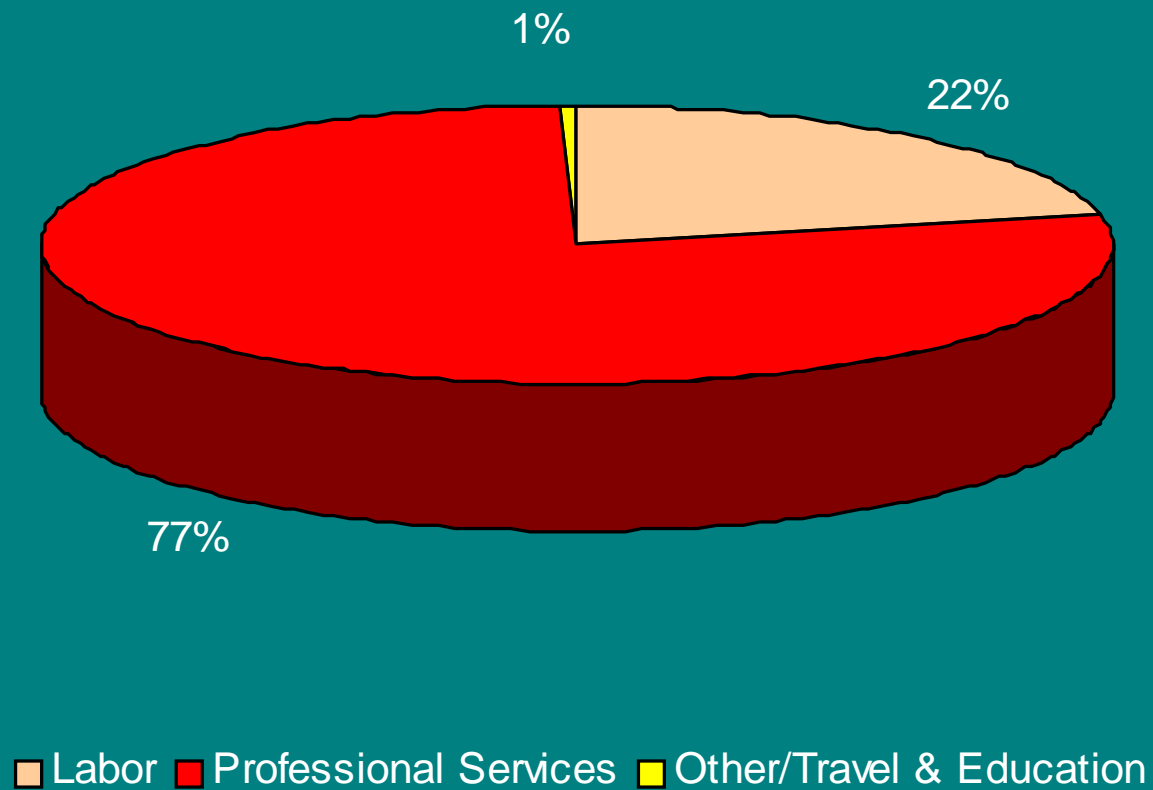
# Chief of Staff

|                                                 | <u>2007<br/>Budget</u> | <u>2007 Unbundled Budget<br/>G&amp;T</u> | <u>2006<br/>Revised Budget</u> | <u>2006<br/>Actuals</u> |
|-------------------------------------------------|------------------------|------------------------------------------|--------------------------------|-------------------------|
| Labor ( 4 regular, 1 part-time )                | \$695,164              | \$336,529                                | \$584,736                      | \$607,730               |
| Labor Including Fringe Benefits ( 137K - 162K ) |                        |                                          |                                |                         |
| Professional Services                           | 232,000                | 112,311                                  | 70,000                         | 93,146                  |
| Material & Supplies/Other                       | 17,700                 | 8,569                                    | 3,400                          | 855                     |
| Transportation & Freight                        | 2,400                  | 1,162                                    | 2,250                          | 351                     |
| Travel & Education                              | <u>23,515</u>          | <u>11,384</u>                            | <u>6,290</u>                   | <u>11,618</u>           |
| Total                                           | \$970,779              | \$469,955                                | \$666,676                      | \$713,700               |

# Chief of Staff 2007 YTD Budget vs Actual

|                                       | <b>2007<br/>YTD Budget<br/>June-07</b> | <b>2007<br/>YTD Actuals<br/>June-07</b> |
|---------------------------------------|----------------------------------------|-----------------------------------------|
| <b>Labor</b>                          | \$347,582                              | \$369,375                               |
| <b>Professional Services</b>          | 112,000                                | 180,799                                 |
| <b>Materials &amp; Supplies/Other</b> | 13,950                                 | 2,462                                   |
| <b>Transportation &amp; Freight</b>   | 1,200                                  | 369                                     |
| <b>Travel &amp; Education</b>         | 14,065                                 | 22,078                                  |
| <b>Total</b>                          | <b>\$488,797</b>                       | <b>\$575,083</b>                        |

# General Counsel 2007 Operating & Capital Budget



# General Counsel

|                                                | <u>2007<br/>Budget</u>   | <u>2007 Unbundled Budget<br/>G&amp;T</u> | <u>2007 Unbundled Budget<br/>Dist</u> | <u>2006<br/>Revised Budget</u> | <u>2006<br/>Actuals</u> |
|------------------------------------------------|--------------------------|------------------------------------------|---------------------------------------|--------------------------------|-------------------------|
| Labor ( 3 regular )                            | \$387,147 <sup>1</sup>   | \$192,267                                | \$194,880                             | \$387,142 <sup>2</sup>         | \$378,146               |
| Labor Including Fringe Benefits ( 76K - 194K ) |                          |                                          |                                       |                                |                         |
| Professional Services                          | 1,382,300 <sup>1</sup>   | 700,151                                  | 682,149                               | 1,373,174 <sup>2</sup>         | 1,138,177               |
| Other                                          | 6,600                    | 3,195                                    | 3,405                                 | 8,775                          | 3,716                   |
| Travel & Education                             | <u>5,152</u>             | <u>2,494</u>                             | <u>2,658</u>                          | <u>1,668</u>                   | <u>2,844</u>            |
| Total                                          | \$1,781,199 <sup>1</sup> | \$898,107                                | \$883,092                             | \$1,770,759 <sup>2</sup>       | \$1,522,883             |

<sup>1</sup> Includes 2007 capital projects of \$147,294 ( Labor \$14,094, Professional Services \$133,200 )

<sup>2</sup> Includes 2006 capital projects of \$131,000 ( Labor \$14,000, Professional Services \$117,000 )

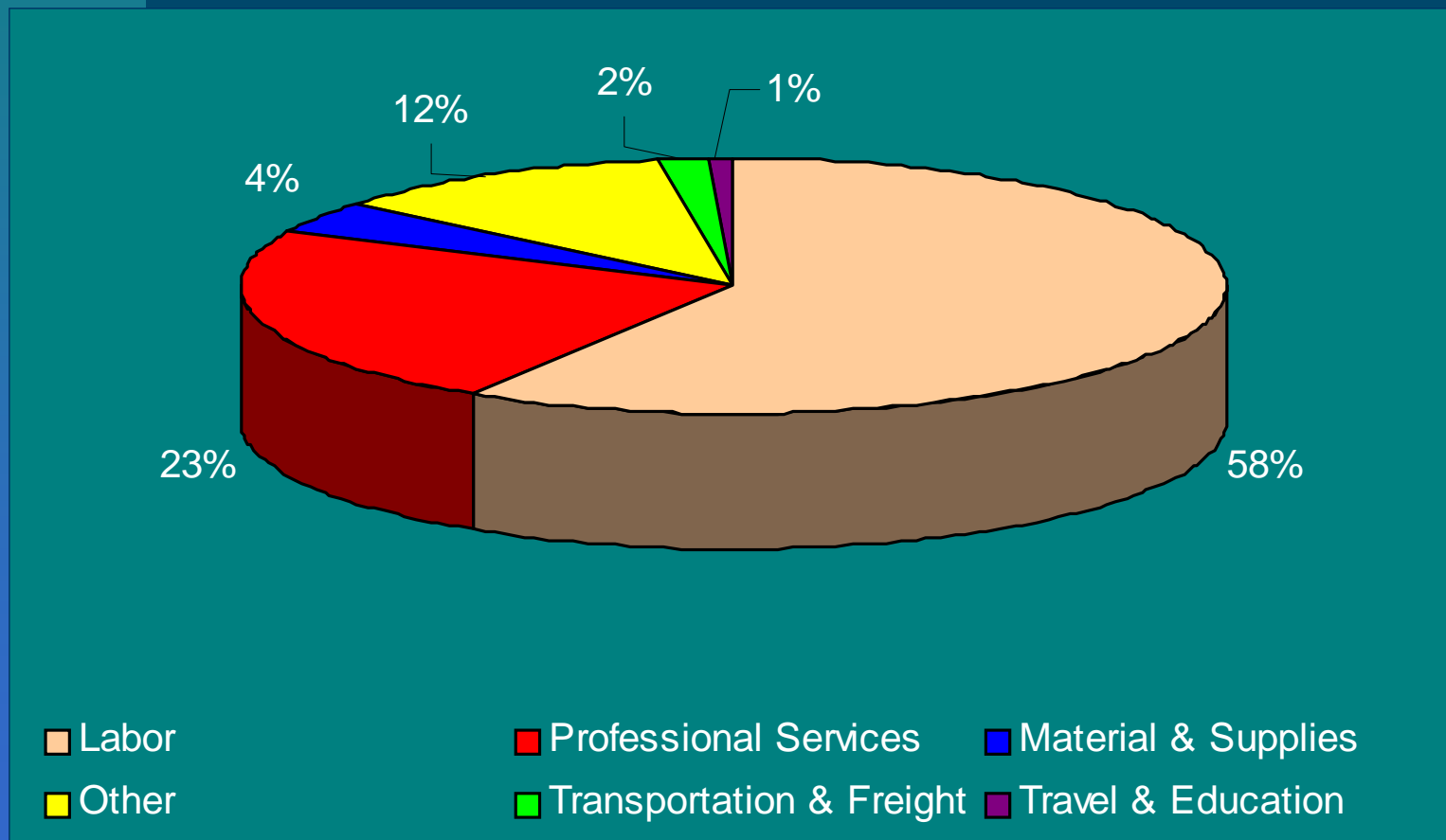
# General Counsel 2007 YTD Budget vs Actual

---

---

|                                     | <b>2007<br/>YTD Budget<br/>June-07</b> | <b>2007<br/>YTD Actuals<br/>June-07</b> |
|-------------------------------------|----------------------------------------|-----------------------------------------|
| <b>Labor</b>                        | \$193,595                              | \$209,644                               |
| <b>Professional Services</b>        | 664,050                                | 616,917                                 |
| <b>Other/Travel &amp; Education</b> | 3,300                                  | 1,066                                   |
| <b>Total</b>                        | <b>\$860,945</b>                       | <b>\$827,627</b>                        |

# Human Resources 2007 Operating & Capital Budget



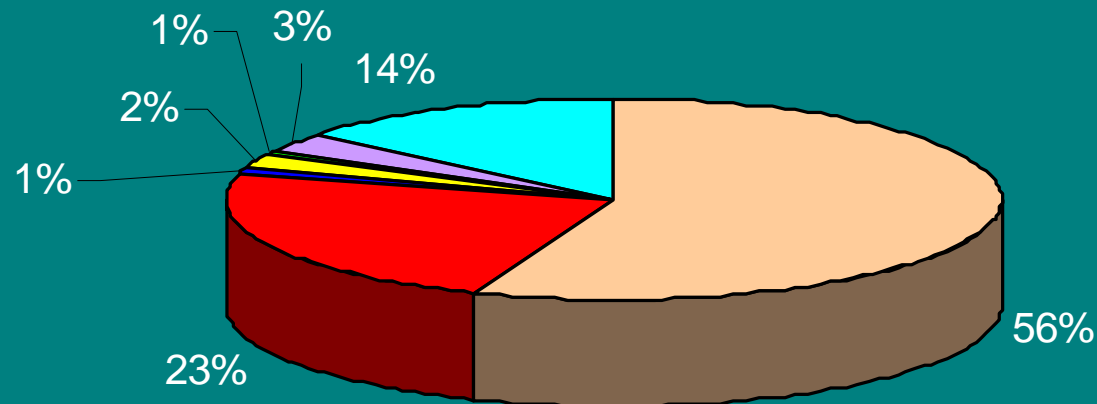
# Human Resources

|                                                | <u>2007<br/>Budget</u> | <u>2007 Unbundled Budget<br/>G&amp;T</u> | <u>2007 Unbundled Budget<br/>Dist</u> | <u>2006<br/>Revised Budget</u> | <u>2006<br/>Actuals</u> |
|------------------------------------------------|------------------------|------------------------------------------|---------------------------------------|--------------------------------|-------------------------|
| Labor ( 8 regular )                            | \$818,413              | \$451,885                                | \$366,528                             | \$813,808                      | \$793,419               |
| Labor Including Fringe Benefits ( 35K - 170K ) |                        |                                          |                                       |                                |                         |
| Professional Services                          | 322,050                | 155,905                                  | 166,145                               | 331,250                        | 289,262                 |
| Material & Supplies                            | 55,020                 | 26,635                                   | 28,385                                | 66,420                         | 75,745                  |
| Other                                          | 159,900                | 77,408                                   | 82,492                                | 129,400                        | 135,847                 |
| Transportation & Freight                       | 23,840                 | 23,840                                   | 0                                     | 16,000                         | 20,203                  |
| Travel & Education                             | 10,545                 | 5,105                                    | 5,440                                 | 6,240                          | 1,301                   |
| Total                                          | \$1,389,768            | \$740,778                                | \$648,990                             | \$1,363,118                    | \$1,315,777             |

# Human Resources 2007 YTD Budget vs Actual

|                                     | <b>2007<br/>YTD Budget<br/>June-07</b> | <b>2007<br/>YTD Actuals<br/>June-07</b> |
|-------------------------------------|----------------------------------------|-----------------------------------------|
| <b>Labor</b>                        | \$409,241                              | \$419,273                               |
| <b>Professional Services</b>        | 165,948                                | 138,286                                 |
| <b>Materials &amp; Supplies</b>     | 28,939                                 | 35,850                                  |
| <b>Other</b>                        | 60,212                                 | 32,631                                  |
| <b>Transportation &amp; Freight</b> | 11,920                                 | 10,530                                  |
| <b>Travel &amp; Education</b>       | 8,595                                  | 0                                       |
| <b>Total</b>                        | <b>\$684,855</b>                       | <b>\$636,570</b>                        |

# Information Services 2007 Operating & Capital Budget



# Information Services

|                                                       | <u>2007<br/>Budget</u>          | <u>2007 Unbundled Budget<br/>G&amp;T</u> | <u>2007 Unbundled Budget<br/>Dist</u> | <u>2006<br/>Revised Budget</u>  | <u>2006<br/>Actuals</u> |
|-------------------------------------------------------|---------------------------------|------------------------------------------|---------------------------------------|---------------------------------|-------------------------|
| <b>Labor ( 24 regular, 2 part-time )</b>              | \$2,709,429                     | \$1,174,021                              | \$1,535,408                           | \$2,861,119                     | \$2,661,797             |
| <b>Labor Including Fringe Benefits ( 71K - 168K )</b> |                                 |                                          |                                       |                                 |                         |
| <b>Professional Services</b>                          | 1,137,879 <sup>1</sup>          | 521,719                                  | 616,160                               | 657,484 <sup>2</sup>            | 1,025,586               |
| <b>Material &amp; Supplies</b>                        | 44,946                          | 20,401                                   | 24,545                                | 45,946                          | 24,516                  |
| <b>Other/Utilities</b>                                | 103,285                         | 49,005                                   | 54,280                                | 86,764                          | 99,484                  |
| <b>Transportation &amp; Freight</b>                   | 37,899                          | 16,285                                   | 21,614                                | 37,119                          | 37,252                  |
| <b>Travel &amp; Education</b>                         | 5,745                           | 2,469                                    | 3,276                                 | 0                               | 56,237                  |
| <b>Hardware</b>                                       | 136,825                         | 58,792                                   | 78,033                                | 153,616                         | 143,753                 |
| <b>Software</b>                                       | 679,693                         | 292,059                                  | 387,634                               | 586,245                         | 830,529                 |
| <b>Total</b>                                          | <b>\$4,855,701 <sup>1</sup></b> | <b>\$2,134,751</b>                       | <b>\$2,720,950</b>                    | <b>\$4,428,293 <sup>2</sup></b> | <b>\$4,879,154</b>      |

<sup>1</sup> Includes 2007 capital projects of \$542,500

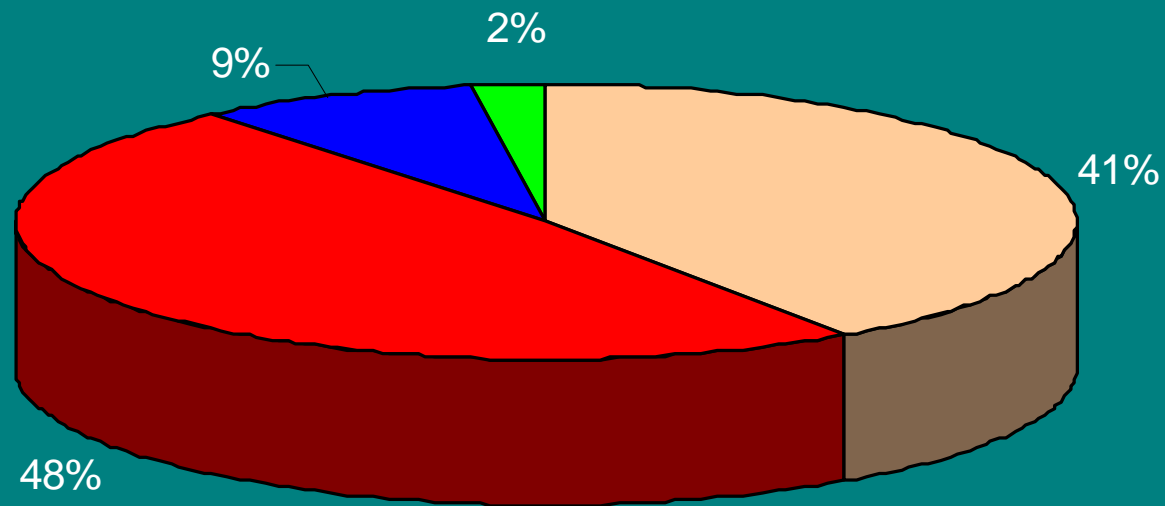
<sup>2</sup> Includes 2006 capital projects of \$202,000

# Information Services

## 2007 YTD Budget vs Actual

|                                     | <b>2007<br/>YTD Budget<br/>June-07</b> | <b>2007<br/>YTD Actuals<br/>June-07</b> |
|-------------------------------------|----------------------------------------|-----------------------------------------|
| <b>Labor</b>                        | \$1,355,638                            | \$1,371,685                             |
| <b>Professional Services</b>        | 681,131                                | 1,096,042                               |
| <b>Materials &amp; Supplies</b>     | 22,469                                 | 16,444                                  |
| <b>Other/Utilities</b>              | 51,640                                 | 67,783                                  |
| <b>Transportation &amp; Freight</b> | 21,950                                 | 23,717                                  |
| <b>Travel &amp; Education</b>       | 1,650                                  | 21,503                                  |
| <b>Hardware</b>                     | 65,644                                 | 64,509                                  |
| <b>Software</b>                     | 377,895                                | 266,456                                 |
| <b>Total</b>                        | <b>\$2,578,017</b>                     | <b>\$2,928,139</b>                      |

# Corporate Communications 2007 Operating & Capital Budget



# Corporate Communications

|                                                | <u>2007<br/>Budget</u> | <u>2007 Unbundled Budget<br/>G&amp;T</u> | <u>2007 Unbundled Budget<br/>Dist</u> | <u>2006<br/>Revised Budget</u> | <u>2006<br/>Actuals</u> |
|------------------------------------------------|------------------------|------------------------------------------|---------------------------------------|--------------------------------|-------------------------|
| Labor ( 3 regular )                            | \$359,070              | \$76,923                                 | \$282,147                             | \$329,151                      | \$226,367               |
| Labor Including Fringe Benefits ( 83K - 159K ) |                        |                                          |                                       |                                |                         |
| Professional Services                          | 428,500                | 99,240                                   | 329,260                               | 169,486                        | 47,738                  |
| Material & Supplies                            | 1,500                  | 726                                      | 774                                   | 1,900                          | 2,421                   |
| Other                                          | 74,000                 | 35,823                                   | 38,177                                | 6,000                          | 6,759                   |
| Transportation & Freight                       | 20,000                 | 7,262                                    | 12,738                                | 12,000                         | 3,213                   |
| Travel & Education                             | <u>0</u>               | <u>0</u>                                 | <u>0</u>                              | <u>3,000</u>                   | <u>742</u>              |
| Total                                          | \$883,070              | \$219,974                                | \$663,096                             | \$521,537                      | \$287,240               |

# Corporate Communications 2007 YTD Budget vs Actual

|                                     | <b>2007<br/>YTD Budget<br/>June-07</b> | <b>2007<br/>YTD Actuals<br/>June-07</b> |
|-------------------------------------|----------------------------------------|-----------------------------------------|
| <b>Labor</b>                        | \$179,535                              | \$182,261                               |
| <b>Professional Services</b>        | 301,750                                | 289,871                                 |
| <b>Materials &amp; Supplies</b>     | 750                                    | 556                                     |
| <b>Other</b>                        | 59,500                                 | 56,560                                  |
| <b>Transportation &amp; Freight</b> | 10,000                                 | 5,365                                   |
| <b>Total</b>                        | <b>\$551,535</b>                       | <b>\$534,613</b>                        |

# DISCUSSION