

**CHUGACH ELECTRIC ASSOCIATION, INC.**  
**2007 Budget Review**  
**Power Delivery**

---

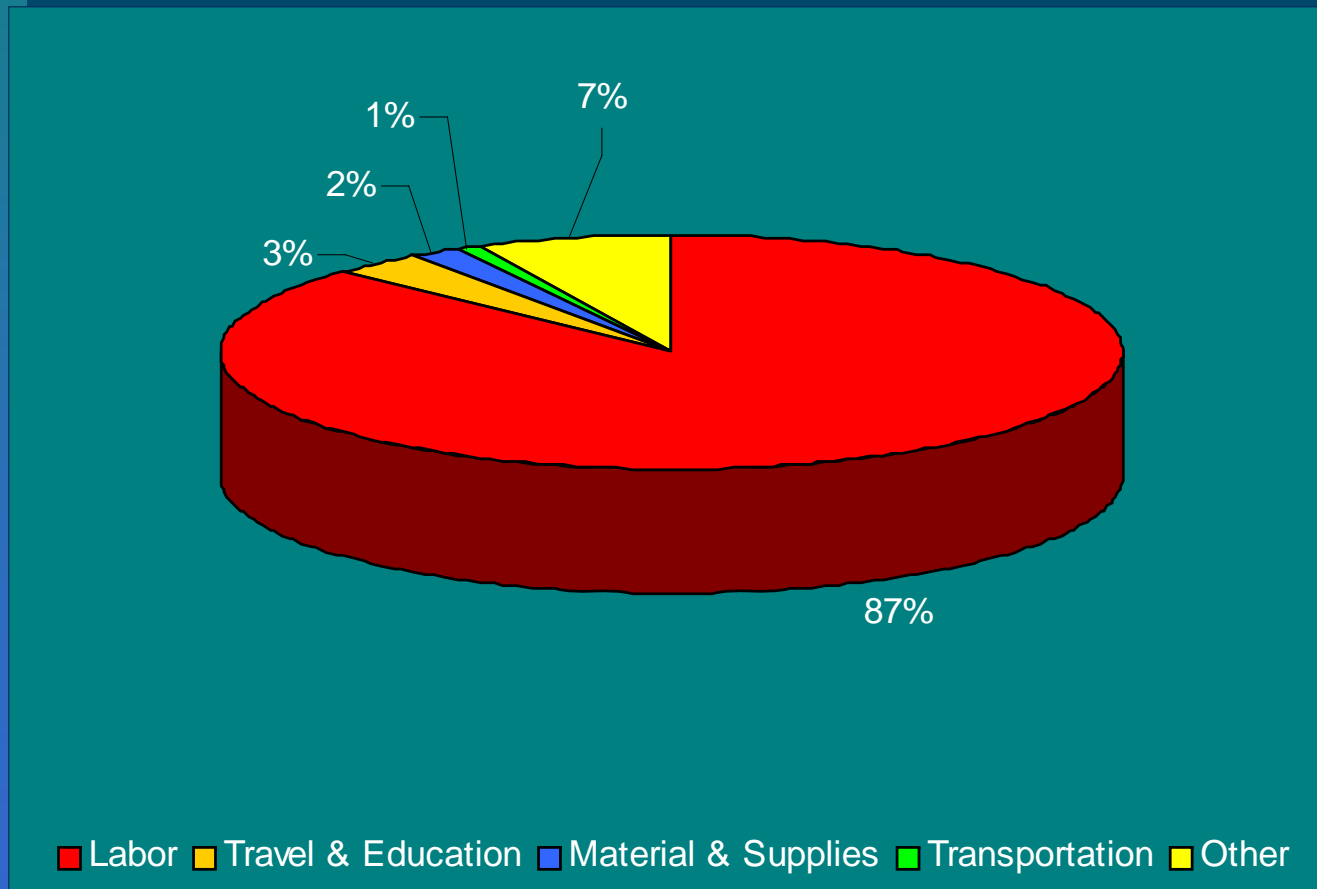
**Finance Committee Meeting**  
**September 26, 2007**

# Power Delivery

---

- ❖ Sr. VP Power Delivery
- ❖ Engineering
- ❖ Operations
- ❖ Technical Services

# Sr. VP Power Delivery 2007 Operating Expense and Capital Budget



# Sr. VP Power Delivery

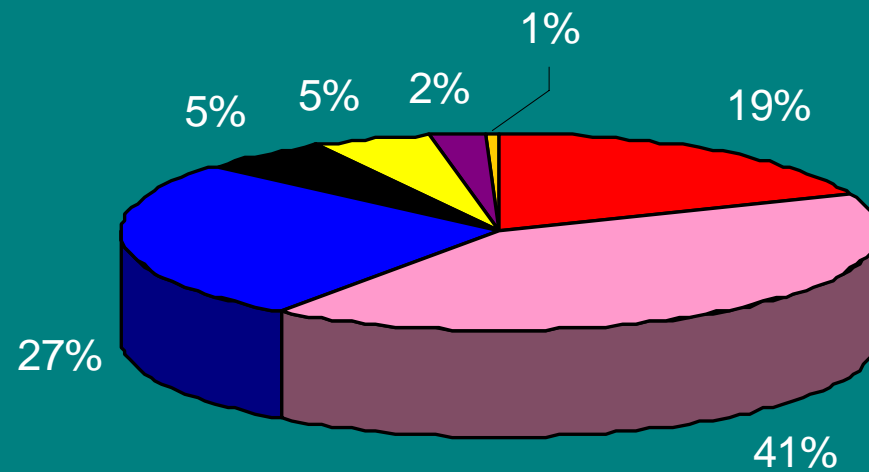
	<u>2007 Budget</u>	<u>Capital/Deferred</u>	<u>Expense</u>	<u>2006 Budget</u>	<u>2006 Actuals</u>
Labor ( 3 part-time regular positions)	\$100,378	\$0	\$100,378	\$218,860	\$195,710
Labor Including Fringe Benefits ( 13K - 54K )					
Material & Supplies	2,000	0	2,000	1,900	3,676
Other	7,900	0	7,900	900	4,034
Professional Services	0	0	0	60,000	0
Transportation & Freight	1,200	0	1,200	0	94
Travel & Education	<u>3,800</u>	<u>0</u>	<u>3,800</u>	<u>4,100</u>	<u>8,375</u>
<b>Total</b>	<b>\$115,278</b>	<b>\$0</b>	<b>\$115,278</b>	<b>\$285,760</b>	<b>\$211,889</b>

# Sr. VP Power Delivery

## 2007 YTD Budget vs Actual

	<b>2007 YTD Budget August-07</b>	<b>2007 YTD Actuals August-07</b>
<b>Labor</b>	\$65,948	\$117,289
<b>Material &amp; Supplies</b>	1,333	122
<b>Other</b>	4,400	8,599
<b>Professional Services</b>	0	0
<b>Transportation &amp; Freight</b>	1,000	0
<b>Travel &amp; Education</b>	1,900	929
<b>Total</b>	<b>\$74,581</b>	<b>\$126,939</b>

# Engineering 2007 Operating Expense and Capital Budget



- Labor
- Materials & Supplies
- Other/Leases
- Transportation/Travel & Education
- Field Contractual Services
- Professional Services
- Applicant Construction

# Engineering

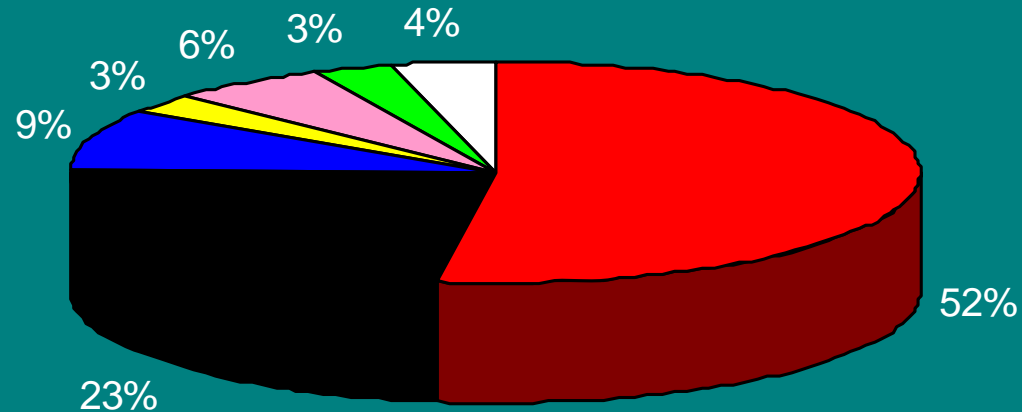
	<u>2007 Budget</u>	<u>Capital/Deferred</u>	<u>Expense</u>	<u>2006 Budget</u>	<u>2006 Actuals</u>
<b>Labor ( 45 regular and 2 temporary positions )</b>	\$4,938,072	\$3,473,301	\$1,464,771	5,083,269	4,505,498
<b>Labor Including Fringe Benefits ( 18K - 172K )</b>					
<b>Field Contractual Services</b>	10,752,500	10,752,500	0	4,915,425	6,490,774
<b>Material &amp; Supplies</b>	7,059,125	7,020,030	39,095	3,711,525	3,022,353
<b>Other/Leases</b>	1,316,872	1,111,717	205,155	664,915	(127,940)
<b>Professional Services</b>	1,386,501	1,325,001	61,500	1,485,901	1,272,337
<b>Transportation &amp; Freight</b>	147,550	113,000	34,550	85,050	24,773
<b>Travel &amp; Education</b>	26,940	0	26,940	25,285	9,420
<b>Applicant Construction</b>	615,000	615,000	0	767,000	168,712
<b>Total</b>	<b>\$26,242,560</b>	<b>\$24,410,549</b>	<b>\$1,832,011</b>	<b>\$16,738,370</b>	<b>\$15,365,927</b> <sup>1</sup>

<sup>1</sup> Includes \$95,552 of reimburseable costs

# Engineering 2007 YTD Budget vs Actual

	<b>2007 YTD Budget August-07</b>	<b>2007 YTD Actuals August-07</b>
<b>Labor</b>	\$3,308,962	\$2,972,885
<b>Field Contractual Services</b>	8,427,517	6,293,903
<b>Material &amp; Supplies</b>	6,014,104	5,954,659
<b>Other/Leases</b>	705,612	147,122
<b>Professional Services</b>	958,948	590,746
<b>Transportation &amp; Freight</b>	120,206	63,263
<b>Travel &amp; Education</b>	22,240	13,376
<b>Applicant Construction</b>	345,000	44,584
<b>Total</b>	<b>\$19,902,589</b>	<b>\$16,080,538</b>

# Operations 2007 Operating Expense and Capital Budget



- Labor
- Professional Services
- Material & Supplies
- Other/Leases
- Field Contractual Services
- Transportation/Travel & Education
- Vehicle Depreciation

# Operations

	<u>2007 Budget</u>	<u>Capital/Deferred</u>	<u>Expense</u>	<u>2006 Budget</u>	<u>2006 Actuals</u>
<b>Labor ( 53 regular and 7 temporary positions )</b>	\$7,211,322	\$1,270,462	\$5,940,860	\$7,196,481	\$8,076,435
<b>Labor Including Fringe Benefits ( 71K - 175K )</b>					
<b>Field Contractual Services</b>	837,475	837,475	0	405,000	838,859
<b>Material &amp; Supplies</b>	1,240,025	499,071	740,954	880,954	1,139,965
<b>Other/Leases</b>	373,764	44,500	329,264	105,014	259,576
<b>Professional Services</b>	3,214,864	125,630	3,089,234	2,665,354	2,905,868
<b>Transportation &amp; Freight</b>	401,768	14,500	387,268	337,621	437,144
<b>Travel &amp; Education</b>	10,300	0	10,300	17,140	15,586
<b>Vehicle Depreciation</b>	554,760	0	554,760	653,792	652,088
<b>Total</b>	<b>\$13,844,278</b>	<b>\$2,791,638</b>	<b>\$11,052,640</b>	<b>\$12,261,356</b>	<b>\$14,325,521<sup>1</sup></b>

<sup>1</sup> Includes \$251,563 of reimburseable costs

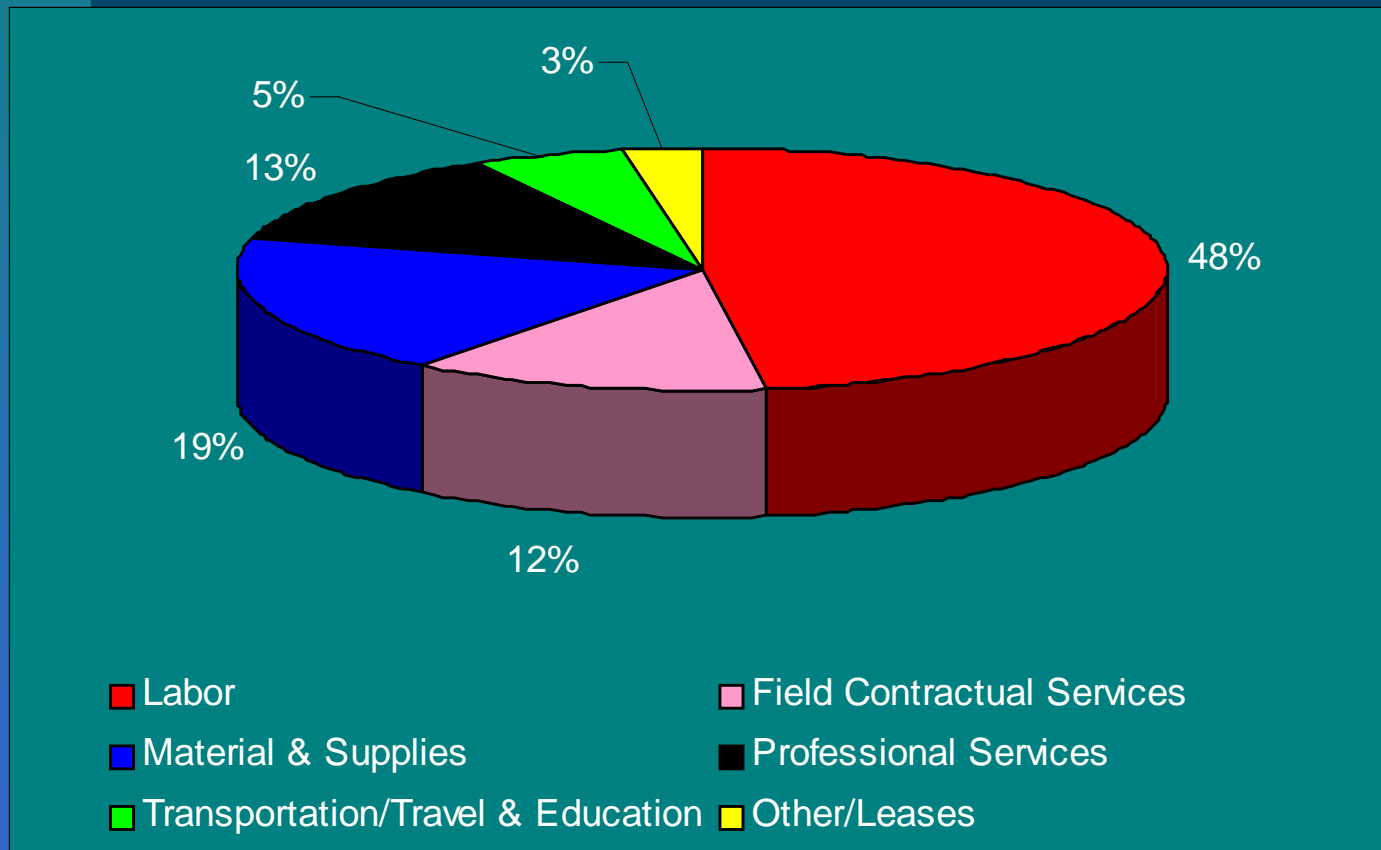
# Operations

## 2007 YTD Budget vs Actual

	<b>2007 YTD Budget August-07</b>	<b>2007 YTD Actuals August-07</b>
<b>Labor</b>	\$4,933,413	\$5,142,055
<b>Field Contractual Services</b>	558,316	504,219
<b>Material &amp; Supplies</b>	830,145	993,322
<b>Other/Leases</b>	249,913	341,001
<b>Professional Services</b>	2,091,851	2,228,046
<b>Transportation</b>	269,344	210,706
<b>Travel &amp; Education</b>	2,100	5,458
<b>Vehicle Depreciation</b>	398,160	432,135
<b>Total</b>	<b>\$9,333,242</b>	<b>\$9,856,942 <sup>1</sup></b>

<sup>1</sup> Includes \$76,043 of reimburseable costs

# Technical Services 2007 Operating Expense and Capital Budget



# Technical Services

	<u>2007 Budget</u>	<u>Capital/Deferred</u>	<u>Expense</u>	<u>2006 Budget</u>	<u>2006 Actuals</u>
<b>Labor ( 25 regular and 7 temporary positions )</b>	\$3,875,614	\$1,116,424	\$2,759,190	\$3,486,320	\$3,355,615
<b>Labor Including Fringe Benefits ( 14K - 187K )</b>					
<b>Field Contractual Services</b>	1,003,426	1,003,426	0	857,410	340,648
<b>Material &amp; Supplies</b>	1,524,437	1,132,537	391,900	853,925	1,027,798
<b>Other/Leases</b>	229,750	0	229,750	230,400	172,574
<b>Professional Services</b>	1,053,000	437,700	615,300	676,900	891,744
<b>Transportation &amp; Freight</b>	372,420	172,360	200,060	237,660	239,516
<b>Travel &amp; Education</b>	39,940	0	39,940	32,520	25,729
<b>Total</b>	<b>\$8,098,587</b>	<b>\$3,862,447</b>	<b>\$4,236,140</b>	<b>\$6,375,135</b>	<b>\$6,053,624</b>

# Technical Services

## 2007 YTD Budget vs Actual

	<b>2007 YTD Budget August-07</b>	<b>2007 YTD Actuals August-07</b>
<b>Labor</b>	<b>\$2,717,783</b>	<b>\$2,817,209</b>
<b>Field Contractual Services</b>	<b>601,562</b>	<b>99,950</b>
<b>Material &amp; Supplies</b>	<b>1,418,421</b>	<b>1,325,350</b>
<b>Other/Leases</b>	<b>163,214</b>	<b>194,730</b>
<b>Professional Services</b>	<b>766,686</b>	<b>391,103</b>
<b>Transportation &amp; Freight</b>	<b>299,648</b>	<b>211,994</b>
<b>Travel &amp; Education</b>	<b>23,290</b>	<b>19,256</b>
<b>Total</b>	<b>\$5,990,604</b>	<b>\$5,059,592</b>



# DISCUSSION